

## Vocabulary bank



BLUE



RED



GREEN



YELLOW



PINK



PURPLE



BLACK

## Draw a line to match:

PURPLE

RED

PINK


BLACK

BLUE

YELLOW

GREEN

## Read and color Billy's bedroom:



# Colors

Recognize and  
identify 7 colors

## Practice Activities

Boost your child's knowledge  
of the key words by trying  
out these fun activities.



### Key words:

Red, blue, yellow, green, pink, purple, black.

## RAINBOW SONG

Sing the rainbow song together:

Here are the lyrics:

*Red and yellow and pink and green  
Purple and orange and blue  
I can sing a rainbow,  
sing a rainbow,  
sing a rainbow too.*



Sing it again, ask your child to find objects around the house that match the colors in the song. Ensure you ask them to find black objects too, or make up a new version of the song with the color 'black' added to it.

## I SPY..



Think of an object in the area around you that is the color of one of our key words. Now say to your child, 'I spy something that is colored...' and pick a color. The child can ask questions to try and get clues but they can also go around the room and try and point or pick up different objects of that color to guess. Repeat this with different colored objects from the key words list.

# Colors

Recognize and  
identify 7 colors

## Progress Tracker

Try these activities with your child to assess their knowledge of the key words. You can do this as many times as you like to see how they are progressing. Mark the table with the words they know and don't know, and watch how they improve over time!

### Key words:


Red, blue, yellow, green, pink, purple, black.



## TRACKER ACTIVITY 1

You will need a pack of crayons or coloring pencils for this assessment. Select the colors to match our key words. Now hold up each color and ask your child to name the color.

Do this as many times as necessary and note the results in the table below accordingly.



## TRACKER ACTIVITY 2

Write down the key words on a piece of paper then cut each one out. Now you will need an object like a fly swatter or a stick or something your child can use to point or swat. You can say a word and they 'swat' the paper of the correct color.

Repeat this as many times as necessary and note the results in the table below accordingly.



Key Word	1st Attempt	2nd Attempt	3rd Attempt
Blue			
Red			
Yellow			
Green			
Pink			
Purple			
Black			

### EXTRA CHALLENGE

Print out a color by numbers picture or create a simple one yourself which includes the key words learned previously and also some new color vocabulary such as orange, gray, brown, white or violet. Help your child to either paint or color in the picture using the color by numbers approach.

Make sure you provide support where necessary to help them strengthen and extend their color vocabulary.

For example, ask them to tell you the color they are currently using.



# COLORS

## Support Worksheet

### Vocabulary bank



BLUE



RED



GREEN



YELLOW



PINK

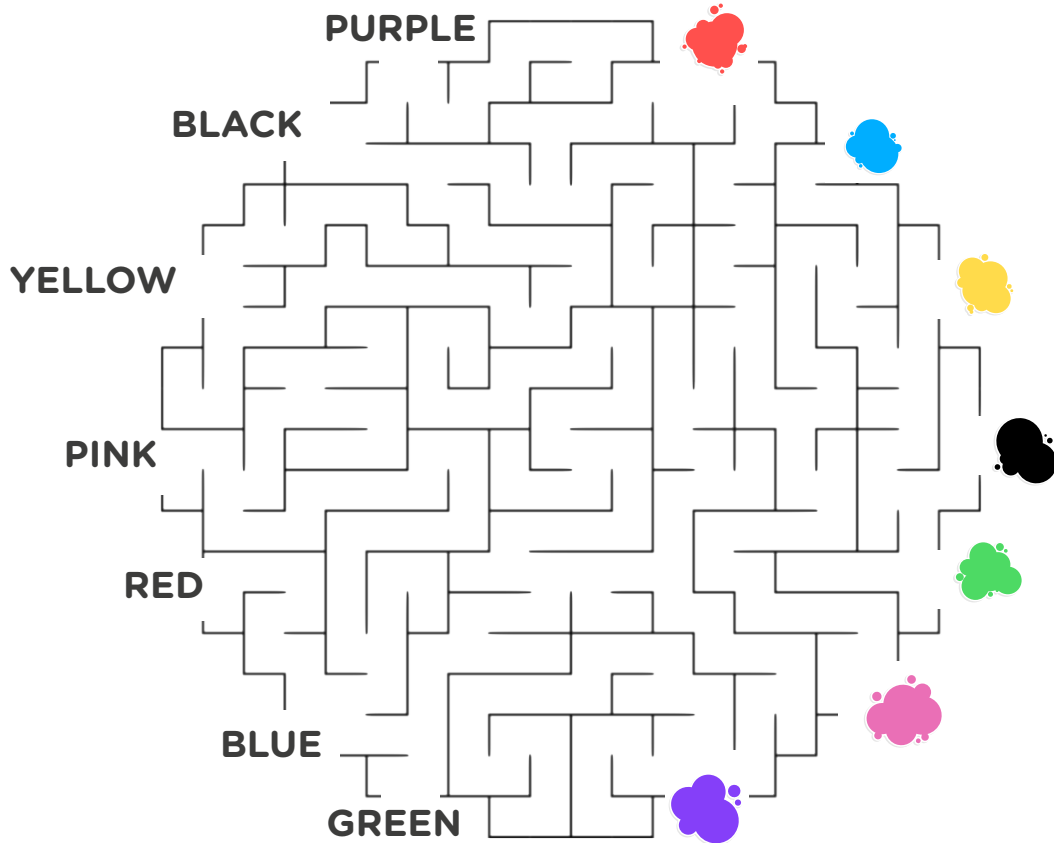


PURPLE



BLACK

### Connect:



### Practice writing the new vocabulary:

yellow      purple      pink  
red      green      blue      black



# Colors

Recognize and  
identify 7 colors

## Support Practice Activities

Support your child's learning  
journey by trying out these  
fun activities.

### Key words:

Red, blue, yellow, green, pink, purple, black.



## COLOR SORTING

Provide a collection of objects or pictures with different colors from our key words list and ask your child to sort them into groups based on color. Now ask them to tell you which color each group of objects is to ensure they know the key words.



## PAINT THE RAINBOW

You will need the paints from our keyword list and orange is optional here too. Give your child paper and a paintbrush. Ensure you have already given them a painting apron or equivalent, and that you are in a space that it is safe for them to paint in. Now ask them to write their name in black on the paper first.

Then ask them to paint a stripe for each part of the rainbow but they must paint the stripe by the exact color that you instruct them to do so.

Once the paint has dried, point to each color of the rainbow and ask them to name the color you are pointing to.



## COLORS

## Strengthen Skills Worksheet

Word search (Words will only appear horizontally and vertically):



BLUE



RED



GREEN



YELLOW



PINK



PURPLE



BLACK



ORANGE



BROWN

P	G	U	X	I	B	Y	J	W	O	B	W
U	R	Y	E	L	L	O	W	Y	R	N	B
R	E	N	G	R	E	D	Z	B	A	R	L
P	E	F	P	K	B	R	O	W	N	P	U
L	N	G	U	Q	B	O	R	O	G	I	E
E	R	B	L	A	C	K	V	F	E	N	T
N	L	Y	N	J	V	G	R	N	Y	K	I
N	T	J	T	B	L	O	P	S	Q	H	J

Roll a dice and unscramble these words, try to solve them all:



LABCK

\_\_\_\_\_

REPUPL

\_\_\_\_\_

ELBU

\_\_\_\_\_

KINP

\_\_\_\_\_

BWORN

\_\_\_\_\_

LOWLYE

\_\_\_\_\_

Color de correct answer in green and the incorrect ones in red:



GREEN

GREN

GREAN



PINK

PINCK

PINC



PARPLE

PURPLE

PORPLE



BROUN

VROWN

BROWN



IELLOW

YELLOW

YELOW



BLAK

BLAC

BLACK



BLOO

BLU

BLUE



ORANGE

ORNAGE

ORANJE



RED

RET

REDD



# Colors

Recognize and  
identify 7 colors


## Strengthen Skills Activities

Support your child's learning  
journey by trying out these  
fun activities.

### Key words:

Red, blue, yellow, green, pink, purple, black.

### POP THAT COLOR




Blow up balloons with the colors of our key words. If your child likes the sound of popping balloons they can pop the balloon color you shout out to them, if that is too loud for them they can find the balloon and hit it back to you.

### MATCH THAT COLOR

Blow up balloons with the colors of our key words. Have the key words written on separate pieces of paper. Ask your child to match each written word to its correct colored balloon.

Ask them to tell you the name of each color once they have matched them to ensure they know the keyword vocabulary.



## EXTENSION

This activity can be done indoors or outdoors, but firstly make sure you are stretching your bodies! Do a quick warm up and get ready for this fun activity, here's how it goes: you will shout out a color from the key vocabulary: red, blue, yellow, green, pink, purple, or black.

Then start a countdown from 10 to 0. The child will have to run and touch something of that color before the time runs out. Repeat this activity until you've gone over all the key words, and consider reversing the roles for a good laugh.

If you want to expand the vocabulary you can include the following words: white, gray, orange, and brown.

Once you're done playing and running around, make time for a cool down!



# COLORS

## Answer Key

Vocabulary bank:



**BLUE**



**PINK**



**GREEN**



**PURPLE**



**RED**



**BLACK**



**YELLOW**



**ORANGE**



**BROWN**

