

FAMILY

Practice Worksheet

Vocabulary bank



MON



DAD



SISTER



BROTHER



GRANDMA



GRANDPA



FRIENDS

Draw a line to match:

MOM



DAD

GRANDMA



GRANDPA


SISTER



BROTHER

FRIENDS

Draw a portrait showing: mom, dad, brother, grandma, grandpa, and friends.




Family

Recognize and identify
7 family related words
in English

Practice Activities

Boost your child's knowledge
of the key words by trying
out these fun activities.



Key words:

Mom, dad, sister, brother, grandma, grandpa, friends.

FAMILY BOOKLET


For this activity you will need 4 pieces of paper, markers, and colored pencils. The idea is for you to create a booklet by folding the papers in half. Your child has to draw a portrait of their/a dad, mom, sister, brother, grandma, grandpa, and a friend. They will write the 'title' of each family member e.g. mom, dad, brother etc and then draw them doing one thing they like.

Once the booklet is completed, they can show it to their friends and other family members to help them learn the new vocabulary as well.




STAND UP, SIT DOWN

For this activity you will need cut out drawings of the key words (made by your child), and a reusable whiteboard. The child will have the drawings and will show one to you. You will have to write the key word representing that drawing. Your child will stand up if the drawing and the word match, or sit down if they don't and then give you the correct answer. We suggest you trade roles and celebrate each correct answer by repeating the word together.



Family

Recognize and identify
7 family related words
in English



Key words:

Mom, dad, sister, brother, grandma, grandpa, friends.

Progress Tracker

Try these activities with your child to assess their knowledge of the key words. You can do this as many times as you like to see how they are progressing. Mark the table with the words they know and don't know, and watch how they improve over time!

TRACKER ACTIVITY 1

Write the key words as well as other vocabulary you might know in English (colors, numbers, pets, animals, etc) on cards and place them in a paper bag. Write the word 'Pop!' on three to five cards and add them to the bag as well. To play, you will take turns drawing cards out of the bag. The idea is for you to read the word and give the definition, focus on this lesson's key words, the rest of the words are just there to be reviewed. If your child correctly defines the word, they get to keep the card. If not, it goes back in the bag. If they pull the word 'Pop!' they must return all their cards to the bag and start over.




TRACKER ACTIVITY 2

You will need markers and 7 paper plates for this activity. Have your child write (or draw) each key word on a paper plate then find a space where you can safely throw the paper plates. Have your child stand at one end of the space and you will do the same at the opposite side. Throw one paper plate to your child at a time (like a frisbee) and ask them to try to catch it and tell you the word that is on the paper plate. Do this as many times as necessary and mark the results accordingly on the table below.

Key Word	1st Attempt	2nd Attempt	3rd Attempt
Mom			
Dad			
Sister			
Brother			
Grandma			
Grandpa			
Friends			

EXTRA CHALLENGE

Try introducing more vocabulary related to family and friends: cousin, uncle, aunt. Blow up balloons with the lesson's key words written on them, make sure to include the extra words! If your child likes the sound of popping balloons they can pop the balloon with the word you shout out to them. If that is too loud for them they can find the balloon and hit it back to you instead.



FAMILY

Support Worksheet

Vocabulary bank



MON



DAD



SISTER



BROTHER



GRANDMA




GRANDPA



FRIENDS

Connect:



Practice writing the new vocabulary:

sister grandma dad mom
brother grandpa friends




Family

Recognize and identify
7 family related words
in English

Support Practice Activities

Support your child's learning
journey by trying out these
fun activities.



Key words:

Mom, dad, sister, brother, grandma, grandpa, friends.

FOLLOW INSTRUCTIONS

Draw the keyword vocabulary on pieces of paper and cut each image in half so it is in two parts. Place one half on each image somewhere around the house where it will be easy enough for your child to find them. They must try to guess the name of the image then try to find its 'missing half'. Do this until they find all the pictures and you can assess whether they know this lesson's vocabulary.




SPLAT THE WORD!

Write out the key words on an A3 piece of paper, or piece of wallpaper. Add some other words in English to make it more difficult: blue, red, yellow, green, orange, black, white, etc. Call out one of the key words and have your child splat the word with their hand and shout it out when they find it. To make it even more fun, you could give your child a fly swatter or stick, or time how long it takes for them to find each word.



Word search (Words will only appear horizontally and vertically):



H	C	T	B	A	B	Y	B	B	E	W	E
G	R	A	N	D	P	A	A	R	A	C	P
K	J	H	V	P	Z	C	M	O	M	O	K
D	G	R	A	N	D	M	A	T	K	U	O
Z	F	R	I	E	N	D	S	H	U	S	Q
F	O	S	I	S	T	E	R	E	C	I	H
X	H	W	A	I	A	Q	B	R	J	N	Z
Y	D	A	D	B	O	P	F	E	X	R	A

Roll a dice and unscramble these words, try to solve them all:



OMM

MARGAND

ADD

TRISSE

SINUCO

THORBER

Color de correct answer in green and the incorrect ones in red:




MOOM
MON
MOM



THAT
THAD
DAD



BORTHER
BROTHA
BROTHER



BABY
VAVY
BABI



GRANNMA
GRANMA
GRANDMA




KOUSIN
CKOUSIN
COUSIN



FREINDS
FIRENDS
FRIENDS



GRANDPA
GRAMPA
GRANDMPA




SISTA
SIESTA
SISTER

Family

Recognize and identify
7 family related words
in English

Strengthen Skills Activities

Support your child's learning
journey by trying out these
fun activities.



Key words:

Mom, dad, sister, brother, grandma, grandpa, friends.

SALTY TRACING

Write this lesson's key words on different pieces of A4 paper using a thick felt tip pen. Then place one of them in a shallow tray and cover it with salt. Your child will trace each word through the salt with their finger while sounding the word out as they trace. What does that word mean in their mother tongue?

FAMILY TREE

Recreate your child's family tree. Take the time to explain the structure of it and where each family member should be placed, and why. Label each person with the correct key word as well as their name, and add a drawing of them to make it more beautiful.

You can then stick it somewhere to have it permanently displayed so you can go over it as much as you want.



EXTENSION

Give your child a piece of paper. Tell them to draw a picture of their own family, including themselves, and to label each person represented in it. When they are ready, tell them to write some sentences about their families. Together think of some useful structures you may want to use including previously learned words in English.

Vocabulary bank:



MOM



DAD



BROTHER



BABY



SISTER




GRANDMA



GRANDPA



FRIENDS



COUSIN

