

GARDEN

Practice Worksheet

Vocabulary bank



SEED



FLOWER




GARDEN



WATERING CAN



PLANT



TROWEL

Draw a line to match:

TROWEL



SEED

GARDEN




FLOWER

WATERING CAN



PLANT

Draw a garden including:



SEED

PLANT

FLOWER

TROWEL

WATERING CAN

Garden

Recognize and identify
6 garden words in English

Practice Activities

Boost your child's knowledge of the key words by trying out these fun activities.




Key words:

Seed, flower, garden, plant, watering can, trowel.


GREEN FINGERS

Gardening is an excellent way to introduce this lesson's vocabulary to your child. A simple task such as de-weeding a driveway can allow your child the opportunity to learn in context. Here are some gardening jobs to get you started: plant some seeds, help to trim plants, re-pot a plant that is blossoming. Use these opportunities to go over the vocabulary by showing the different objects representing the new vocabulary to your child, and ask them to make a drawing labeling each of them once you're done with your gardening duties.



DISAPPEARING WORDS

For this activity you will be reading out one of this lesson's key words for your child to write in water on the sidewalk or driveway. Once they write the word in water using their finger or paintbrush, they can watch it disappear! Extra challenge: have your child recall the new words and write them from memory.



Garden

Recognize and identify
6 garden words in English



Progress Tracker

Try these activities with your child to assess their knowledge of the key words. You can do this as many times as you like to see how they are progressing. Mark the table with the words they know and don't know, and watch how they improve over time!

Key words:

Seed, flower, garden, plant, watering can, trowel.

TRACKER ACTIVITY 1

Place images or drawings of the key words around the room, you can do this activity outdoors instead if you have a garden. Give your child some blowing bubbles and call out one of the key words. Ask your child to find the correct picture and blow some bubbles in the direction of the correct picture. Repeat this as often as you need in order to ensure understanding and assist your child if they need it.



TRACKER ACTIVITY 2

Give your child a bit of salt dough/playdough/clay. Have them sit in front of you and tell them one of the key words. Wait for them to recreate that concept using the dough. You can reverse the roles to make it more fun but make sure to keep track and mark the results accordingly on the table below.



Key Word	1st Attempt	2nd Attempt	3rd Attempt
Seed			
Flower			
Garden			
Plant			
Watering can			
Trowel			

EXTRA CHALLENGE


Grab a piece of cardboard and some writing utensils such as paint, crayons, markers, etc. Have your child write the new vocabulary words and add a drawing that represents each of them. They should let their creativity fly, you can play some background music while they are working. Once they have finished, they can cut out their drawings and stick them to one of the windows as a display.




GARDEN

Support Worksheet


Vocabulary bank



SEED



FLOWER




GARDEN



WATERING CAN


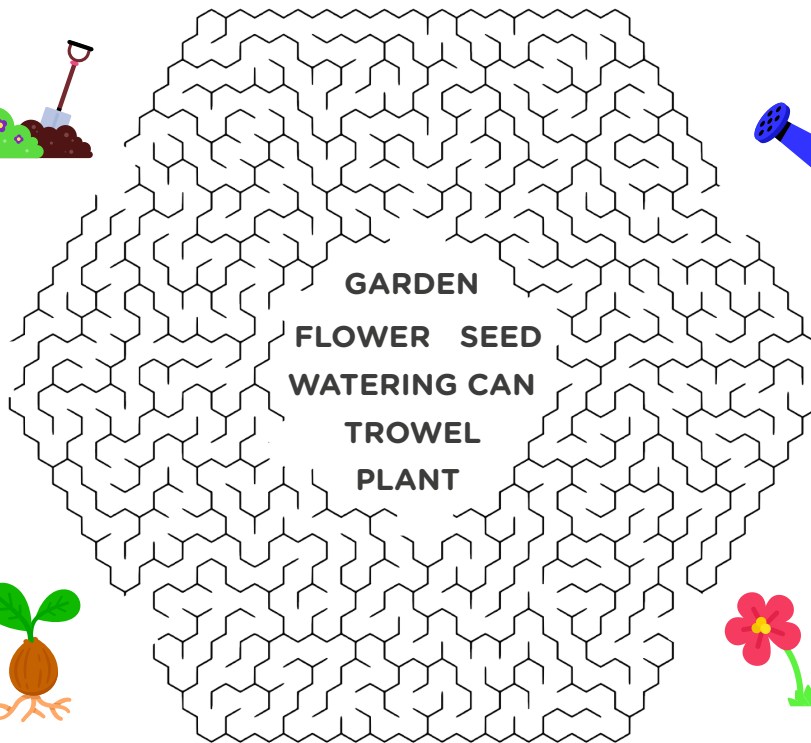


PLANT



TROWEL

Connect:



Practice writing the new vocabulary:

flower
seed

trowel
garden

watering can
plant

Garden

Recognize and identify
6 garden words in English

Support Practice Activities

Support your child's learning journey by trying out these fun activities.



Key words:

Seed, flower, garden, plant, watering can, trowel.


RECYCLED WATERING CAN

With your supervision, your child will be litter picking around their home, or used recycled items from other family members or friends. Try to encourage them to think about what could be useful. Create a watering can from an old milk carton, or even grow some plants in your garden or on your window sill from recycled cartons. Decorate the outside of your new invention with this lesson's key words.



GUESSING GAME

Using describing words and phrases in your mother tongue, start describing one of the key words. Give your child clues so that they can guess what object you are describing. For example: flower - it is short, it is colorful, it smells good. Extra challenge: limit the number of tries your child gets per each word to 5 guesses.



GARDEN

Strengthen Skills Worksheet

Word search (Words will only appear horizontally and vertically):



SEED



FLOWER



GARDEN



WATERING CAN



PLANT



TROWEL



GLOVES



TREE

W	A	T	E	R	I	N	G	C	A	N	M
X	F	B	M	C	G	W	O	D	Z	T	G
H	L	X	H	K	A	N	B	D	N	R	L
A	O	G	N	S	R	W	C	H	A	O	O
B	W	B	K	E	D	W	D	J	Z	W	V
J	E	T	R	E	E	K	X	V	B	E	E
B	R	Q	K	D	N	Z	A	X	Q	L	S
Y	X	I	P	L	A	N	T	I	V	J	H

Roll a dice and unscramble these words, try to solve them all:

EDES

WOLTER

TALNP

VOLGES

DRAGEN

WOLFRE

GARDEN

Strengthen Skills Worksheet

Color de correct answer in green and the incorrect ones in red:



PLAN

PLANE


PLANT



SID

SEAT


SEED



GARDEN

GRADEN


GARTHEN



GLOVES

GOLVES

GLOBES



FLOUR

FOLWER


FLOWER



THREE

TREA

TREE



WATERIN CAN

WATERING CAN

WATERING KAN



TORWEL

TROWEL

TROWLE

Garden

Recognize and identify
6 garden words in English

Strengthen Skills Activities

Support your child's learning journey by trying out these fun activities.




Key words:

Seed, flower, garden, plant, watering can, trowel.

ISLAND HOPPING

Draw circles on the sidewalk or driveway creating a path. Have your child write one of this lesson's key words on each island and then add some extra words from previous topics: animals, foods, etc. Your child will have to hop from island to island, reading the word before jumping. If it is a word related to the garden, they can land on the island. If it is a word related to another topic, they must soar over to the next island.



GUIDED DRAWINGS

Give your child a piece of paper and an instrument to draw with- pencil, pen or crayon. You will read out simple instructions for your child to try to follow when they are drawing. You will start with the easier words (seed, flower, gloves, etc) and then get into the more complicated ones (watering can, garden, etc). Here's an example of what your instructions could sound like: draw me a big circle in the middle of the paper, inside the circle draw 7 black dots, etc. You can use your mother tongue to give directions yet your child will have to guess the image in English.



EXTENSION


Show your child what a word search looks like and explain how using these help us learn how to spell new words. This is a fun and effective resource that your child can easily recreate. Ask your child to generate a word search including this lesson's key words and have them 'assess' you with it. How fast can you find all of the new words? Can they make an easy and a difficult word search?




GARDEN

Answer Key


Vocabulary bank:




SEED




FLOWER




GARDEN




WATERING CAN



PLANT



TROWEL



GLOVES



TREE

