

MEAL TIME

Practice Worksheet

Vocabulary bank



PLATE



FORK



BOWL



CUP



KNIFE



SPOON

Draw a line to match:

SPOON



PLATE

FORK



CUP

KNIFE



BOWL

Read and draw on this table:

BOWL

CUP

KNIFE

PLATE

FORK

SPOON

Meal time

Recognize and identify
6 kitchen utensils
in English

Practice Activities

Boost your child's knowledge of the key words by trying out these fun activities.



Key words:

Fork, spoon, knife, plate, cup, bowl.

FLOUR DUST WRITING

Place a light dusting of flour on a clean tabletop surface. Now write the word 'spoon' in the flour and ask your child to trace it or copy it. Then ask them to tell you what that word means. Repeat this for the different key words used in this lesson.



SETTING THE TABLE RACE

Now that your child has learned this lesson's vocabulary, it is time to put it into practice! This is a simple yet super fun activity for which you will need -if available- a silicone fork, a silicone spoon, a silicone knife, a silicone plate, a silicone cup, and a silicone bowl.

We recommend using silicone objects for safety. If you don't have these, you can draw the objects instead. First of all, you and your child need to go over the names of the objects and see where they should be placed when setting the table. Once you've done that a couple of times, now set the objects or drawings on one side of the table and start a timer. While one of you is saying out loud one of the key words, the other has to find the object/drawing representing it and place it where it belongs. How long does it take to set the table? Now you should trade places and see who is faster getting things done!



Meal time

Recognize and identify
6 kitchen utensils
in English

Progress Tracker

Try these activities with your child to assess their knowledge of the key words. You can do this as many times as you like to see how they are progressing. Mark the table with the words they know and don't know, and watch how they improve over time!




Key words:

Fork, spoon, knife, plate, cup, bowl.

TRACKER ACTIVITY 1

For this activity you will need a ball. The idea is for you and your child to stand facing each other really close. You will say the name of one of this lesson's key words in your mother tongue then pass the ball to the child, and get them to say the corresponding word in English. For each correct answer, you get to take a step back making it increasingly more difficult to control the ball. If the answer is incorrect, you have to take a step closer. We suggest you do at least two rounds, and to reverse the roles if you want to have more fun!



TRACKER ACTIVITY 2

Make a circle of chairs using 6 chairs. Stick a drawing representing one of this lesson's key words on the back of each chair. Play music, when the music stops both of you and your child will have to find a chair and sit on it. You each will have to say what is on the back of the other's chair as fast as you can. Whoever says it first, eliminates the other person's chair which you will be removed from the circle. Play the music and repeat until only one chair is left. You can mark the results on the table below.



Key Word	1st Attempt	2nd Attempt	3rd Attempt
Fork			
Spoon			
Knife			
Plate			
Cup			
Bowl			

EXTRA CHALLENGE

Try introducing more vocabulary related to setting the table: glass, napkin. One person starts and says “I am going on a picnic and I will bring a...spoon”. The next person says what the first person said, and adds something of their own. “I am going on a picnic and I will bring a spoon, and a jug”. The next person says what the first, and second person said, and adds something of their own. You continue on and on until you cover all the new vocabulary. This conversational game helps with memory, and also with using the new vocabulary.

MEAL TIME

Support Worksheet

Vocabulary bank



PLATE



FORK



BOWL



CUP

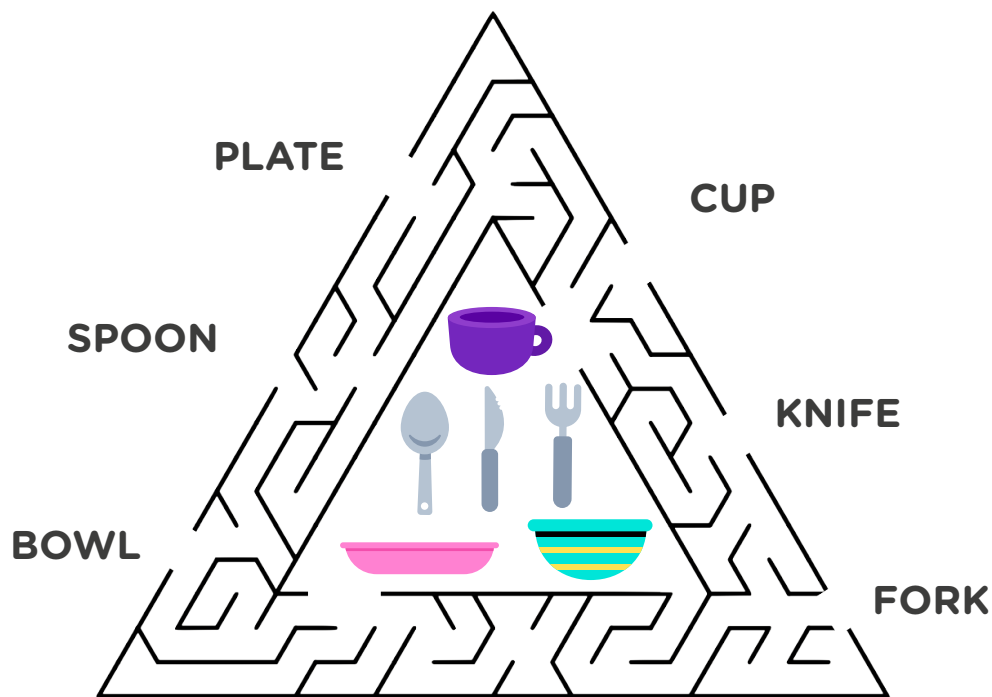


KNIFE



SPOON

Connect:



Practice writing the new vocabulary:

plate

bowl

spoon

fork

knife

cup

Meal time

Recognize and identify
6 kitchen utensils
in English

Support Practice Activities

Support your child's learning journey by trying out these fun activities.




Key words:

Fork, spoon, knife, plate, cup, bowl.

BOOKMARK FOR A COOKING BOOK

Tell your child that setting the table is just one of the steps to being able to enjoy a healthy meal with your family and friends. But in order to enjoy a meal together, we need to know how to cook... Some of the best recipes are gathered in cook books; do you happen to have one at your home? If so, take this opportunity to look for it and take a look at it together. Today you will be creating a bookmark for a cooking book! As your child has been learning about what you need to set the table, we suggest they make a drawing (and label each object, if possible) on one of the sides, and to draw their favorite meal on the other! Your child can use any crafting materials for this activity, and you can even laminate the bookmark once it's finished!



VOCABULARY BALL

Have your child write the new vocabulary on separate pieces of paper. Have them stick the papers on the wall using some scotch tape. Have your child sit criss-crossed on the floor, 2m/6 feet away from the wall with the vocabulary words and holding a ball (tennis, soccer, beach... Any type of ball works!) You will stand behind your child and read one of the words on the wall out loud. Your child will have to throw the ball to the paper with that word written on it as fast as they can. You can move the papers around every now and then to reset the game, as well as changing roles.

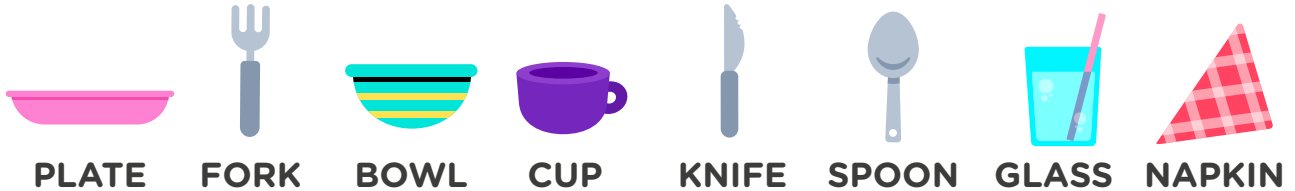
fork



MEAL TIME

Strengthen Skills Worksheet

Word search (Words will only appear horizontally and vertically):



R	G	L	A	S	S	X	N	M	P	C	V
R	B	L	X	P	T	J	V	R	L	V	Q
Q	O	P	X	O	N	C	L	M	A	G	F
F	W	D	A	O	L	U	V	T	T	A	W
O	L	B	F	N	H	P	F	M	E	M	U
R	J	H	Z	N	A	P	K	I	N	R	T
K	H	Z	Q	Q	Z	K	N	I	F	E	L
W	T	A	Z	S	Q	U	K	S	Y	C	N

Roll a dice and unscramble these words, try to solve them all:



PUC

TLAPE

OPSON

WOLB

KORF

INKANP

MEAL TIME

Strengthen Skills Worksheet

Color de correct answer in green and the incorrect ones in red:



FORC
FORK
FORCK



SPOOK
SPOON
SPUN




CAP
CUP
COP



GLAAS
GLAS
GLASS



NIFE
NKIFE
KNIFE



NAPCIN
NAPKIN
NAPCKIN



BOWL
BOUL
BOOL



PLAIT
PLET
PLATE

Meal time

Recognize and identify
6 kitchen utensils
in English

Strengthen Skills Activities

Support your child's learning journey by trying out these fun activities.



Key words:

Fork, spoon, knife, plate, cup, bowl.

COLLAGE PLACEMAT



For this activity you will need magazines, scissors, gluesticks, a black marker, and a medium sized piece of paper. Ask your child to create a placemat showing the following: fork, spoon, knife, plate, cup, bowl, glass, napkin. Suggest for them to draw the silhouette using a black marker and then label each object. Using the collage technique to make the drawings look prettier, they can now fill in the silhouettes of the different objects used to set the table (fork, spoon, knife, plate, cup, bowl, glass, napkin). Have fun, be creative, careful with the spelling, and laminate your placemat to use it in all of your meals!

POST-IT MEMORY



For this activity you will need post-its, one marker, and a (small) whiteboard, or a large piece of paper. With your child's help, draw a grid 4x4 including this lesson's key words (twice each). Once you've created the grid, take 30 seconds to memorize where each word has been placed, paying special attention to where the matching words are. Now cover the words on the grid with post-its and take turns to try to find as many matching words as possible. Whenever you find a pair you must say the word out loud. Whoever finds more pairs, wins!

EXTENSION

Write the key words (letter by letter) on your child's back. Ask the child: 'What did I write?', let them answer and ask what the word is in their mother tongue. Repeat this activity as many times as you need to cover all the vocabulary, and reverse roles to make it more enjoyable for everyone. Alternatively you could mouth one of the key words from this lesson. Make sure you are not whispering, just mouthing the word!

MEAL TIME

Answer Key

Vocabulary bank:



PLATE



FORK



BOWL



CUP




KNIFE



SPOON



GLASS



NAPKIN

