

Vocabulary bank

1

ONE

2

TWO

3

THREE

4

FOUR

5

FIVE

6

SIX

7

SEVEN

8

EIGHT

9

NINE

10

TEN

Draw a line to match:

FOUR

SEVEN

2

4

5

ONE

EIGHT

6

7

10

3

SIX

FIVE

TEN

TWO

9

8

1

NINE

THREE

Read and draw:

FOUR



ONE

SIX

NINE

THREE

SEVEN

FIVE

TWO

EIGHT

TEN



Numbers

Counting from 1-10



Key words:

One (1), two (2), three (3), four (4), five (5), six (6), seven (7), eight (8), nine (9), ten (10).

Practice Activities

Boost your child's knowledge of the key words by trying out these fun activities.

SENSORY NUMBER SEARCH

This is a sensory number recognition activity, therefore, you will need a zip-lock bag, some hair gel, food coloring and a coin.

In the zip-lock bag, pour in hair gel, a few drops of food coloring, place a coin in the bag and seal- tightly!


Using a permanent pen, draw the numbers 1-10 around the bag.

Your child will move the coin around the sensory goo to recognize the number you have called out.

MUSICAL NUMBERS

Write the numbers 1-10 on pieces of paper and tape them to the floor, take care they are carefully fastened so your child doesn't slip.

Play their favorite music and let them have a dance, when the music pauses, shout out a number for your child to run to.



Numbers

Counting from 1-10



Key words:

One (1), two (2), three (3), four (4), five (5), six (6), seven (7), eight (8), nine (9), ten (10).

Progress Tracker

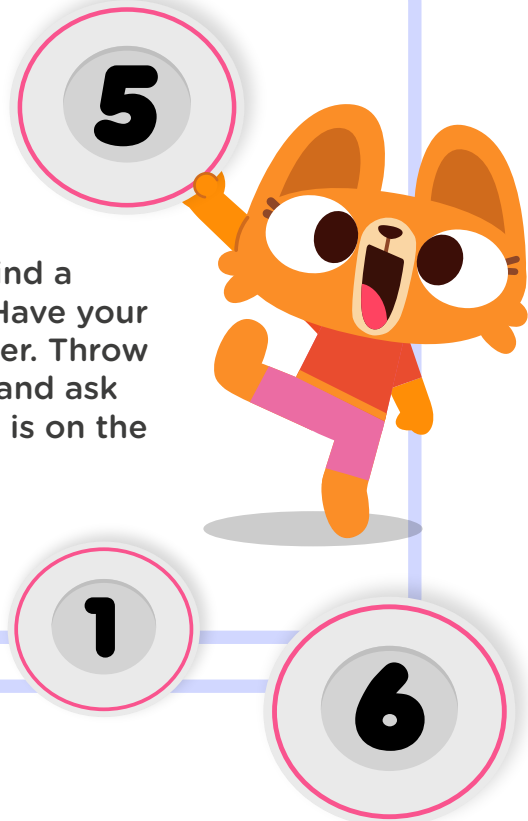
Try these activities with your child to assess their knowledge of the key words. You can do this as many times as you like to see how they are progressing. Mark the table with the words they know and don't know, and watch how they improve over time!

TRACKER ACTIVITY 1

You will need a marker and 10 paper plates for this activity.

Write each number from 1-10 on a paper plate then find a space where you can safely throw the paper plates. Have your child stand at one end of the space and you at another. Throw one paper plate to your child at a time like a frisbee and ask them to try and catch it and tell you the number that is on the paper plate.

Do this as often as necessary and mark the results accordingly on the table below.



TRACKER ACTIVITY 2

Now use the paper plates from the previous activity but this time almost like flashcards. Hold one up at a time and ask your child to shout or whisper the number that is on the paper plate. Do this as many times as necessary and mark the results accordingly on the table below.

Key Word	1st Attempt	2nd Attempt	3rd Attempt
One (1)			
two (2)			
three (3)			
four (4)			
five (5)			
six (6)			
seven (7)			
eight (8)			
nine (9)			
ten (10)			

EXTENSION

Try introducing numbers above 20 with this activity.

Hopscotch is a great game for coordination practice as well as learning numbers. Place a different number from 1-20 in each box and encourage your child to say the number out loud when they hop on it.

Try and keep the numbers in order so your child learns to count in order up to 20 as well as recognize the numbers above 20.



NUMBERS

Support Worksheet

Vocabulary bank

1

ONE

2

TWO

3

THREE

4

FOUR

5

FIVE

6

SIX

7

SEVEN

8

EIGHT

9

NINE

10

TEN

Add the numbers and color the results in the correct color:

$3+4=$

Red

$3+2=$

Orange

$1+0=$

Yellow

$2+1=$

Blue

$8+2=$

Pink

$7+2=$

Black

$3+3=$

Green

$5+3=$


Brown

$1+1=$

Purple

$2+2=$

Gray



Practice writing the new vocabulary:

1

one

4

four

7

seven

2

two

5

five

8

eight

10

ten

3

three

6

six

9

nine



Numbers

Counting from 1-10

Support Practice Activities

Support your child's learning journey by trying out these fun activities.



Key words:

One (1), two (2), three (3), four (4), five (5), six (6), seven (7), eight (8), nine (9), ten (10).

POP GOES THE NUMBER

Blow up balloons and draw in permanent marker the numbers 1-10 on separate balloons.

If your child likes the sound of popping balloons they can pop the balloon number you shout out to them, if that is too loud for them they can find the balloon and hit it back to you.

Extra challenge: if you use multiple balloons for the same numbers, your child will have to search through more balloons to find the correct one.



NUMBER HUNT

Hide numbers around the room or outdoor area and have children search for them. Once they find a number, they can say the number out loud or match it to a corresponding card.



NUMBERS

Strengthen Skills Worksheet

Word search (Words will only appear horizontally and vertically):

ONE TWO THREE FOUR FIVE SIX SEVEN
EIGHT NINE TEN ELEVEN TWELVE



H	T	L	E	T	S	R	N	K	J	P	P
H	A	T	L	W	E	T	I	F	A	X	L
T	H	R	E	E	V	R	N	W	F	A	Y
T	H	T	V	L	E	O	E	Q	J	R	D
D	E	E	E	V	N	V	A	S	I	X	I
J	I	N	N	E	S	B	F	O	U	R	I
E	I	G	H	T	H	I	F	I	V	E	N
L	W	N	G	T	W	O	Q	O	N	E	Q

Unscramble these words, try to solve them all:

ROUF

_ _ _ _

HGEIT

_ _ _ _ _

WETLEV

_ _ _ _ _

NOE

_ _ _

VIFE


_ _ _ _

EEVNS

_ _ _ _ _

HRTEE

_ _ _ _ _



NUMBERS

Support Skills Activity Suggestions

Color de correct answer in green and the incorrect ones in red:



2 TWO
TO
TOO

5 FIBE
FIVE
FIF


6 SICKS
SIX
SIKS

9 NINNE
NIN
NINE

12 TWELVE
TWELV
TWELBE

4 FUOR
FOUR
FOOR

3 THREE
THRRE
TREE



11 ELEVEN
ELEBEN
ELEWEN

Numbers

Counting from 1-10



Key words:

One (1), two (2), three (3), four (4), five (5), six (6), seven (7), eight (8), nine (9), ten (10).

Strengthen Skills Activities

Support your child's learning journey by trying out these fun activities.

BUBBLE WRAP NUMBERS

You will need a small amount of bubble wrap for this activity, you will call out a number between 1-10 and your child must pop the bubble wrap at the same time as counting aloud.

Extra challenge: Can they count from a number that is not 1? Try asking them to count for 5 bubble pops from the number 3.

FOAM NUMBERS

You will need some shaving foam and a tabletop you can use for this activity.

Cover the tabletop in the shaving foam then call out a number from 1-10 and have your child write the number in the foam.

Repeat this until they have written all the numbers.

Now point to each number and ask them to tell you which number it is.




EXTENSION

Grab construction blocks and lie them on the floor. Tell the child you will be saying a number from 1-10 (or from 1-12, or higher if you feel the child is ready for that challenge!) out loud.

The goal is for you and the child both, to build a tower as fast as you can using the number of blocks you have shouted out!

You can take turns and reverse the roles so that you both can choose a number, and you can also use other objects if you don't happen to have blocks: small toys, shoes, etc. This practises spatial awareness as well as number vocabulary.



Vocabulary bank:

1

ONE

2

TWO

3

THREE

4

FOUR

5

FIVE

6

SIX

7

SEVEN

8

EIGHT

9

NINE

10

TEN

11

ELEVEN

12

TWELVE

