


# POLAR ANIMALS

## Practice Worksheet

### Vocabulary bank



SEAL



MOOSE



WALRUS



SNOW LEOPARD



REINDEER



POLAR BEAR



PENGUIN

### Draw a line to match:



REINDEER



MOOSE

SNOW LEOPARD

WALRUS


POLAR BEAR

SEAL



PENGUIN

### Read and draw:



# Polar Animals

Recognize and  
identify 7 polar  
animals in English

## Practice Activities

Boost your child's  
knowledge of the key  
words by trying out these  
fun activities.



### Key words:


Polar bear, penguin, seal, moose, snow leopard,  
walrus, reindeer.

## LEGO™ ANIMALS

Use Lego™ to have your child recreate the different polar animals they've learned about in this lesson. You will tell your child a key word, they will have to tell you what that word means in their mother tongue, and then you both will build that animal using Lego™ pieces.



## HIDE AND SEEK



Draw or print some pictures of the polar animals from the key word list. Next, you are going to hide the pictures around your home. Now ask your child to find them! Each time they find one animal they must say its name. If you want to make it more challenging and you feel your child is ready for it, you can also ask them to tell you what color the animal is. We suggest you reverse roles to make it more dynamic and fun.

# Polar Animals

Recognize and identify 7 polar animals in English

## Progress Tracker


Try these activities with your child to assess their knowledge of the key words. You can do this as many times as you like to see how they are progressing. Mark the table with the words they know and don't know, and watch how they improve over time!



### Key words:

Polar bear, penguin, seal, moose, snow leopard, walrus, reindeer.

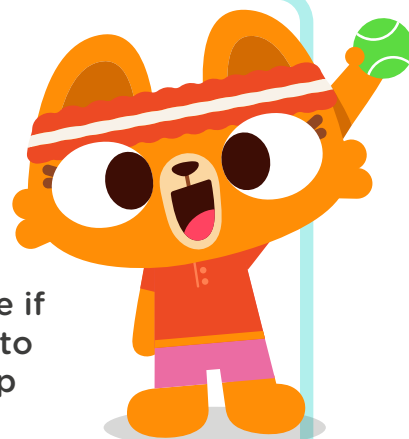
## TRACKER ACTIVITY 1



Write the key words as well as other vocabulary you might know in English (colors, numbers, pets, animals, etc) on cards and place them in a paper bag. Write the word 'Pop!' on three to five cards and add them to the bag as well. To play, you will take turns drawing cards out of the bag. The idea is for your child to read the word and give the definition, focus on this lesson's key words, the rest of the words are just there to be reviewed. If your child correctly defines the word, they get to keep the card. If not, it goes back in the bag. If they pull the word 'Pop!' they must return all their cards to the bag and start over.

## TRACKER ACTIVITY 2

For this activity you will need a piece of paper cut up into small rectangles, a cupcake tin, and a small ball. Write a keyword on each piece of paper and place them into the cupcake tin holes. Then have the child toss the ball and see if they can land it into one of the spots. If they do, ask them to define/translate the word! If they can, then they get to keep the word paper. If not, then it is your turn. Do this as many times as necessary and mark the results accordingly on the table below:



Key Word	1st Attempt	2nd Attempt	3rd Attempt
Polar bear			
Penguin			
Seal			
Moose			
Snow leopard			
Walrus			
Reindeer			

### EXTRA CHALLENGE

Try introducing more vocabulary related to Polar animals such as 'orca' or 'Arctic fox'. This is a call and response activity. You start with "Have you got your penguin voice... and your child replies, "Yes, I've got my penguin voice!". Now change the voice and tone according to the animal e.g. you sing, "Have you got your polar bear voice...?" with a raspy tone. Your child replies, "Yes I've got my polar bear voice", copying your tone. Continue with this for different animals. Extra challenge: swap roles, can your child do the 'call' for you to 'respond' to?

# POLAR ANIMALS

## Support Worksheet

### Vocabulary bank



SEAL



MOOSE



WALRUS



SNOW LEOPARD



REINDEER




POLAR BEAR



PENGUIN

### Connect:



### Practice writing the new vocabulary:

polar bear

snow leopard

penguin

walrus

seal

moose

reindeer

# Polar Animals

Recognize and identify  
7 polar animals in English

## Support Practice Activities

Support your child's learning journey by trying out these fun activities.



### Key words:

Polar bear, penguin, seal, moose, snow leopard, walrus, reindeer.

## WHAT AM I?

Go over the different key words and make sure your child knows what each one means. Choose a polar animal to act out with a facial expression. Using your hands, a book or magazine, hide your face. Slowly move it down to reveal it. Can your child guess the animal? Swap over and repeat, with you guessing your child's facial expression. If you are up for an extra challenge: can they guess it only from your eyes? Or the bottom part of your face?



## IT'S A MATCH!

Create two sets of cards: one with the key words written on them, the other with a drawing of those words. Shuffle them and deal the cards so that one of you has the cards with drawings on them, and the other has the cards with the words. Do not look at your cards, just pile them in front of you face down. Each player now has a pile of cards. In turns, the players turn over a card and say what it represents. They place it in the middle of the table. If both players turn over matching cards (i.e. the word 'polar bear', and the drawing of a polar bear), the first player to say 'Match!' wins both cards. The game ends when one player has all the cards. At the end of each game, make sure to go over all the cards and review together the polar animal each represents.

# POLAR ANIMALS

## Strengthen Skills Worksheet

Word search (Words will only appear horizontally and vertically):



SEAL



MOOSE



WALRUS



SNOW LEOPARD



ARCTIC FOX



POLAR BEAR



PENGUIN



REINDEER



ORCA

P	O	L	A	R	B	E	A	R	H	N	I
C	A	R	C	T	I	C	F	O	X	S	M
S	G	P	E	N	G	U	I	N	B	W	O
E	V	O	R	C	A	F	D	Z	V	H	O
A	X	E	Z	L	W	A	L	R	U	S	S
L	R	E	I	N	D	E	E	R	M	W	E
S	N	O	W	L	E	O	P	A	R	D	R
I	W	F	M	R	N	X	K	P	O	S	Q

Roll a dice and unscramble these words, try to solve them all:

CROA

RIREEEND

OSOME

GENPUIN

LAWSUR

SALE


Color de correct answer in green and the incorrect ones in red:




SAIL  
SIAL  
SEAL



MUSE  
MOOSE  
MOUSE



SNOW LEOPART  
SNOW LEPARD  
SNOW LEOPARD



ORKA  
ORCKA  
ORCA



WALRES  
WALRAS  
WALRUS



ARCTIK FOX  
ARCTIC FOX  
ARKTIK FOX



POLAR BEAR  
POLAR BEARD  
POLAR BIRD



PENGIN  
PENGWIN  
PENGUIN



REEINDER  
REINDEER  
REINDIR



# Polar Animals

Recognize and identify 7 polar animals in English



## Key words:

Polar bear, penguin, seal, moose, snow leopard, walrus, reindeer.

## Strengthen Skills Activities

Support your child's learning journey by trying out these fun activities.

## WORD SEARCH

Have your child create a word search including the name of all the polar animals they have learned in this lesson. They can even make two versions - an easier version (with no diagonal words), and a more difficult one including diagonal words and the extra vocabulary. Find out if someone can solve them both!

## THIS IS A...

Have your child create two sets of flashcards including this lesson's key words (plus some other English words they might have learned). Ask your child to place the flashcards face down on the table. In turns, each player turns over a card and says what it represents. If they guess it correctly, they get to keep the card. If they don't get it correct they turn them back over and the next player has a go. The player with the most cards in the end wins.



## EXTENSION

Give your child a piece of paper. Tell them to draw a picture, including this lesson's animals, and to label each one. If they are ready, tell them to write some sentences about these animals. Together think of some useful structures you may want to use including previously learned words in English, for example: 'The polar bear is white', 'The moose is big', etc.

Vocabulary bank:




SEAL



MOOSE



WALRUS



SNOW LEOPARD



REINDEER




POLAR BEAR



PENGUIN



ARCTIC FOX



ORCA

