

## LESSON PLAN: TECHNOLOGY

**AGE GROUP:** Preschool (3-5 years old)

**DURATION:** 60 minutes

**LEARNING OBJECTIVE:** Students will learn key words related to technological devices

**KEY WORDS:** Camera - smartphone - microwave - robot - T.V. - laptop



### LINGOKIDS' RESOURCES CONNECTED TO THIS TOPIC

Click the links below to access the resources. They are also available in the app along with other games connected to this lesson's topic. Please note that some resources might be above pre-A1 level, and the songs, and it is up to the teacher to decide which resources would best suit their students' needs. The songs, stories, and videos are complimentary, not necessary for this lesson.

TECHNOLOGY AT HOME

ROBOT CONTEST

ROBOTS



# LESSON PLAN


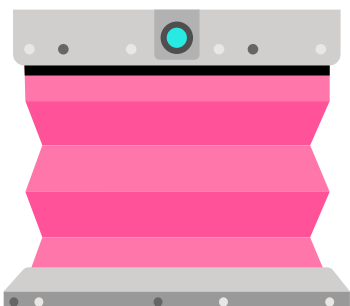
## PRESENTATION (15 MINUTES)

- Hold a **flashcard** and fully cover it with your hands.
- Gradually, uncover the card (from the top, bottom, or side). Ask: "What is it?"
- Let your students know what the word in English is and ask them to repeat it after you. Make sure you establish the correspondence between the word in English and your students' mother tongue.
- Ask your students: 'What topic do you think we will be learning about today?' Wait for them to say 'Technology' - or help them to get there if they need a hint.

## GUIDED PRACTICE (20 MINUTES)




- Project this **wordsearch** on the whiteboard.
- Show your students one **flashcard**, ask them: 'What is this?'. Wait for them to tell you the name of that specific technological device.
- Point on the whiteboard for everyone to see the written word.
- Ask your students to repeat it out loud after you.
- Then ask them to find that word on the **wordsearch** on the board.
- Afterwards, you can provide a copy to each student and ask them to find the words on their own, see if they can remember where the words were.



## ACTIVITY TO ASSESS/ENSURE UNDERSTANDING (20 MINUTES)

- Divide students into two/three/four groups and ask them to sit in a circle.
- Place copies of the **flashcards** in the middle of each circle.
- Tell your students that they will have to put their hands on their heads and wait for the teacher to shout out the word of one of the **flashcards**.
- The goal of each student will be to touch the **flashcard** as fast as they can.
- The student who touches it first, gets to keep the **flashcard**.



## TIDY UP (5 MINUTES)

Allow for students to clean up the classroom, put materials away, and get ready for the next class.

## EXTENSION ACTIVITIES

THESE ACTIVITIES ARE COMPLEMENTARY TO THIS LESSON PLAN AND WILL HELP YOUR STUDENTS REVIEW THEIR KNOWLEDGE ABOUT THIS SPECIFIC TOPIC.



## OBSERVATION

*I spy:* There are different variations to play this game. See below our suggestions which can be played individually, in partners, or in small groups. Chose the option that better suits your mood:


- Tell your students a word and they have to find it on their 'I spy' boards. The first student that finds it wins.
- Set a 3 minute countdown and project it for everyone to see. Students will have the given time to find -and circle- all the pictures linked to this lesson's vocabulary.
- Describe a word and by looking at their boards, the students have to guess what you are referring to. The first student to guess the word, wins.



## CRAFT

Robotic shapes:

- Cut out different geometric shapes
- Have your students create their own robot with the shapes, bonus points if they can name the shapes while they create it!
- Display your students' creations for everyone to see.



## MOVEMENT

Run, find, deliver!:

- Spread out these **flashcards** on the floor and have students stand at one end of the room.
- Shout out a card.
- Your students will have to run to find the card.
- Once they've found it, they must grab it and bring it to you. If the student bringing the flashcard gets tagged on their way to you, they must stop. If they make it all the way to you, they will get a point!



*Variation: Make teams, or ask students to work together in pairs. The teacher will have to make as many copies of the flashcards as there are pairs/groups.*